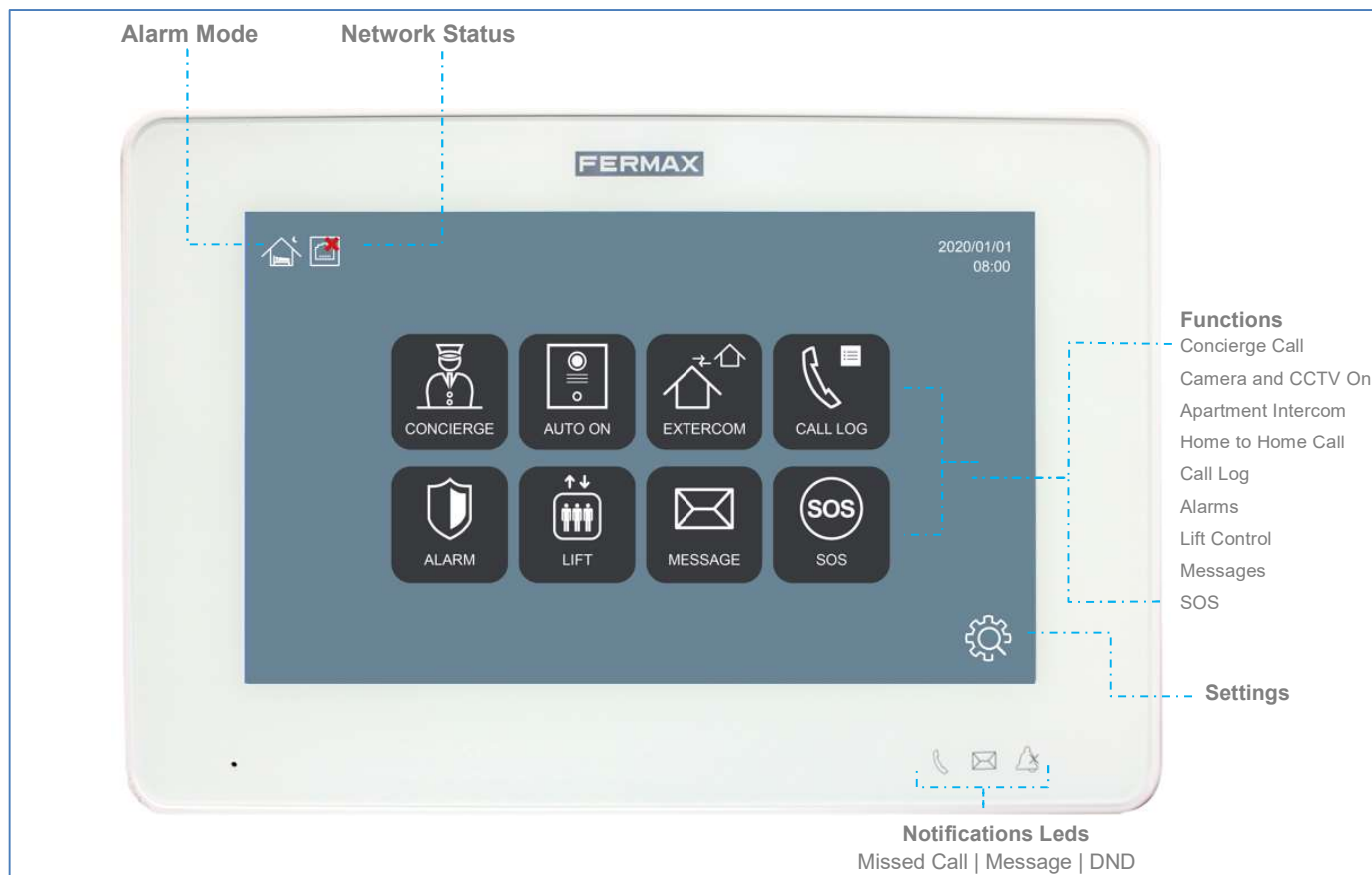


REF.14501 MEET NEO 7" PoE WHITE MONITOR

NEO is a capacitive touch screen monitor available in 7" and white color. NEO graphical interface provides an intuitive user experience since it is design focused on a residential intercom use.



FEATURES

- 7" Capacitive Touch Screen
- Hands Free Audio Communication
- Apartment internal intercom
- Apartment to apartment external intercom
- IP CCTV visualization (up to 8)
- Panel Aux IP CCTV camera visualization and aux relay operation during call (up to 4)
- MEET ME Call divert function
- Doorbell connection
- Relay activation (up to 8 using Ref.1616 relay module)
- Calls Automatic Picture Capture
- Do not disturb
- Different ringtones depending on call source
- Integrated 7 zones alarm + tamper
- Lift control
- Available in 10 languages (English, Spanish, German, Polish, French, Chinese, Russian, Turkish, Hebrew, Farsi)
- Remote reset and factory settings

FUNCTIONS



1. CONCIERGE

Users can call the desired concierge by selecting it on the list shown in the user interface. If the concierge has a camera attached a video communication will be established, otherwise only audio.



2. PANEL AND CCTV CAMERA AUTO ON

Users can open the panel's video channel of their respective block for surveillance purpose. Once the panel communication is established, the user can talk and open the door if wanted.

There is also possible to supervise the authorized CCTV cameras.



3. AUX CAMERA AND AUX DOOR LOCK RELEASE DURING CONVERSATION

When a call is received from the panel, it is possible to display different aux cameras (up to 4) to get a different angle of view or to follow the visitor. At the same time different aux relays (up to 4) can be activated to open additional gates or barriers.



4. DOORBELL

It is possible to connect a pushbutton to the monitor so it will trigger the doorbell sound on the monitor.



5. INTERCOM CALL

The monitor allows the users to call different monitors in the same apartment (internal intercom).



6. EXTERCOM CALL

The monitor allows to call different monitors in different apartments (extercom) within the same community.



7. CALL LOG

Users can have a clear view of their call history in the CALL LOG interface and are able to browse through the pictures taken for each call. There is possible an individual or a complete deleting of the registers.



8. PHOTO CAPTURE

When receiving a call, it is possible to capture automatically a photo.



9. MESSAGES

Users can receive text messages from their property management so they can easily know if there is a package, a maintenance schedule or an import event on their community (software management required). Maximum 64 messages.



10. LIFT CONTROL

Tenants can enable the lift to their visitors to access their floor at the same time the panel door lock is opened from the monitor. Tenants can call the lift before leaving their apartment, so the lift car is ready on the floor.



11. ALARMS

The monitor provides 7 alarm zones management, managed under 3 simple modes:

HOME: Lowest Security level. SLEEP: Medium Security level. OUT: Highest Security level.



12. SOS

User generates an SOS alarm by touching this icon several seconds, sending a message to the concierge and management software.



13. DO NOT DISTURB

It is possible to set the monitor to DO NOT DISTURB mode, so the calls will not produce any sound during a defined period of time. Do not disturb led will light up if this function is active.



14. RELAY ACTIVATION

It is possible to active up to 8 using Ref.1616 relay module

TECHNICAL SPECIFICATIONS

Screen:

- 7 inch format
- Capacitive touch screen
- Format: 16:9
- Resolution: 800x480
- Brightness: 200cd/m2
- Contrast: 400/1
- View Angle: 90° Horizontal, 75° Vertical

Audio/Video Features:

- G.711 audio codec
- H.264 video codec
- RTSP compatible for CCTV IP cameras
- Audio level adjustable on conversation and mute
- Hands-free operation
- Private communication
- Selectable call melodies based on call origin

Power Consumption:

- On standby: 200 mA
- Conversation: 500 mA

Working voltage:

- PoE
- 12 Vdc

Connectivity:

- 1 x Ethernet RJ-45
- Doorbell input (1 alarm zone input)
- Panic button input (1 alarm zone input)
- Built in web server for configuration and remote management
- Remote firmware upgrade

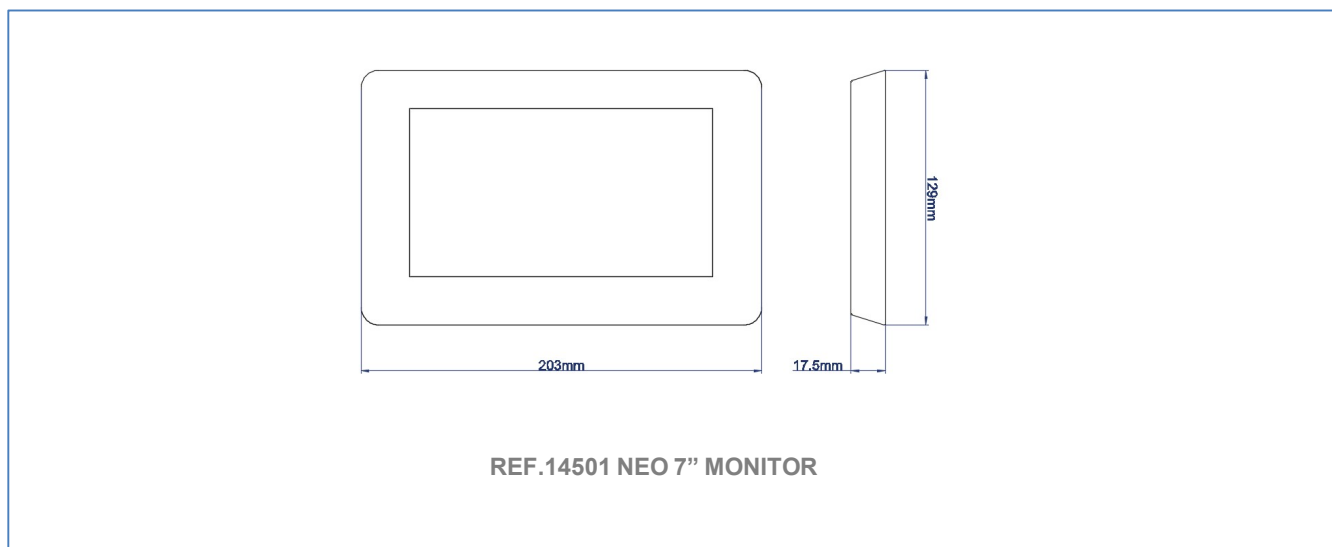
Working Environment:

- Temperature: -10 °C +55 °C
- Humidity: 20 – 85% (Non-condensing)
- IP: 30

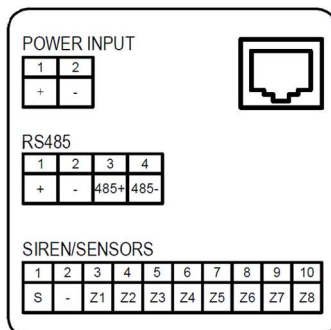
REFERENCES

- 14501 NEO 7" MONITOR POE WHITE
- 9541 MEET CONNECTOR
- 1616 MEET RELAY MODULE 10 OUTPUTS

DIMENSIONS



CONNECTIONS



NEO 7"

RJ-45 10/100 Base -T Ethernet/PoE

1-2 (+, -): 12 Vdc. Power supply input

1-4 (+, -; 485+, 485)-: 12 Vdc Output; RS485 serial port

1 (S),- : 12 Vdc for auxiliary siren

2 (-) : Negative common for alarms

3-10 (Z1 – Z8): For alarm sensors connection

INSTALLATION

Surface installation (NEO 7" monitor)

